

Palm grip
B24



The palm grip B24 has different equipment options for many requirements. It is compatible with our multi-axis controller or mounted on hydraulic drives. The superior grip surface is framed by an illuminated colored ring element. The palm grip has a highly flexible single wire (0,1 qmm, 450 mm long). The mounting piece for the drive rod can be supplied with a tapped hole 12 mm (standard) or 10 mm.

Technical data

Table with 2 columns: Parameter and Value. Rows include Operating temperature (-40°C til +60°C), Degree of protection (IP 54), and Contact complement (1,5A 24VDC13 (\*1 0,1A 24VDC13)).



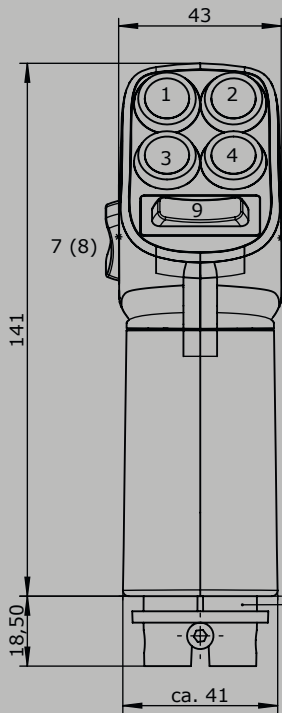
Configuration table for palm grip B24. Columns: B24, - D, 2W, V21, - IWH, - X. Rows include Basic unit, Digital actuating element (D, W), Analog actuating element (V21, H13), Additional option (IWH, IRD, IBL, WH, RD, BL, GN, YE), and Special model (X).

Technical details may vary based on configuration or application! Technical data subject to change without notice!

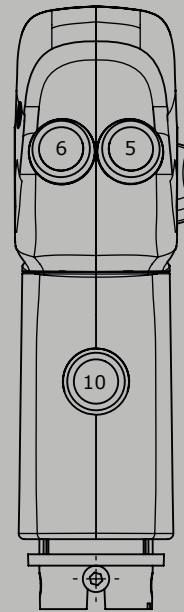
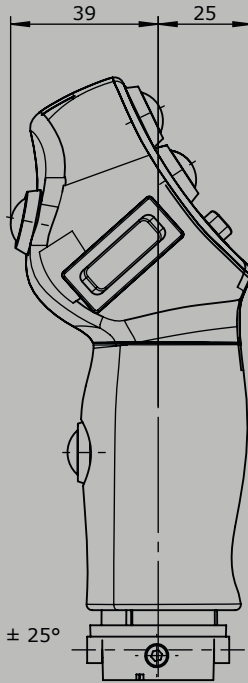
# Palm grip

## B24

Edition :  
Push button installed Pos. 1 - 6, 10  
Rocker switch / taste installed Pos. 7,(8), 9  
( ) left



Twist grip H13  
Direction 13-14  
Actuating by rotation  $\pm 25^\circ$



Edition :  
Push button installed Pos. 5,6,10  
Rocker switch / taste Pos. 7,(8), 9  
multi-axis controller V21 Pos. 11  
( ) left

